



annual report 2009



where to find

SNZ constitution

<http://www.swimmingnz.org.nz/about-us/legal-and-governance>

SNZ strategic plan

<http://www.swimmingnz.org.nz/about-us/legal-and-governance>

FINA rankings

http://www.fina.org/swimming/world_rankings/index.php

National records

<http://www.swimmingnz.org.nz/competition/results-and-records/national-records>

Education resources

<http://www.swimmingnz.org.nz/education/>

Membership information

<http://www.swimmingnz.org.nz/about-us/snz-membership>

Media and publications

<http://www.swimmingnz.org.nz/about-us/news-media>

SNZ Newsletter (Fastlane)

<http://www.swimmingnz.org.nz/about-us/news-media/fastlane>

contents

Joint Chair/CE Report	2
SNZ Partners	4
Purpose and Values	5
Board and staff	6
Committees and International Officials	7
Swimming Awards	8
Membership Statistics	9
Annual Financial Statements	11
Youth and Age Group Programme	18
Performance and Pathways	19
Events	20
Learn to Swim	21
SNZ supports athletes with disabilities	22
National Teams	23
Recreation	24
SNZ History	25



The year in focus

2009 has been underpinned by the development of the new strategic plan for Swimming New Zealand.

Our vision of being “World Class in Every Pool” encapsulates the picture of where swimming in New Zealand will be. We can see ourselves in that picture and feel what it will be like. Whether it is success on the international podium, in the teaching pool, supporting our coaches and teachers, grassroots participation or as a National Sports Organisation, we will get world class outcomes.

We will know we are there when we have:

- Higher numbers per capita actively participating in swimming
- Substantial sponsorship
- Better governance – evidence of a one organisation approach
- Become the best swimming federation in Oceania
- More medals and world records per capita
- Athletes that are recognised and revered nationally
- A learn to swim industry that is providing swimmers with outstanding core skills
- Coaches revered as world leading

During 2009 we have worked hard to begin the journey towards achieving the outcomes of our new strategic plan. Our key achievements include:

Financial Management

A major focus has been the introduction of increased financial rigor which has resulted in a positive balance sheet for SNZ. This has been achieved in a challenging economic climate and all projections are that 2010 will be just as tough.

Restructure of SNZ

This represented a period of substantial change for the organisation however SNZ has emerged with a new energetic and vibrant culture and is a much stronger organisation which is well positioned for the future.

Performance and Pathways

A review was undertaken by leading swimming high performance expert Bill Sweetenham. Our youth swimmers had outstanding success on the world stage, and SNZ was proud to have its most successful Olympics at Beijing since 1996.

Development of a new High Performance Plan

Following completion of the Structural and HP reviews, the new High Performance Team worked with stakeholders to develop a High Performance Plan for SNZ through to 2012. Many of the recommendations from the HP review underpinned the new plan and it was subsequently presented to SPARC and funding was secured (subject to a 2010 performance review) to enable SNZ to progress its High Performance Programme through to the London Olympics.



Membership services

All SNZ regions and some clubs are now using the membership database and we thank you for your support in making this possible. As at 30 June, SNZ had just under 20,000 members which represents a 15% increase on 2006/2007. Our Fastlane newsletter was launched in February and has been well received.

Stakeholder Relationships

Our relationships with key partners, SPARC, Water Safety New Zealand and the New Zealand Swim Coaches and Teachers Association have continued to strengthen and this has helped us maximise the value that these key organisations add to SNZ. A new partnership with the Sovereign Ocean swim series saw the introduction of a new club competition as a part of the series.

Swimming in New Zealand is successful because of significant contributions from many people. We would like to take this opportunity to thank each of you for the dedication and commitment you provide. To our staff, board, volunteers, parents, sponsors, partners and especially swimmers thank you and we wish you well for 2010.



Chairman
Murray Coulter



Chief Executive Officer
Mike Byrne



Business Partners



Trust Partners



Sponsors



Strategic Alliances





Purpose

**develop
promote
govern
lead
swimming in nz**

Values





Board

Chair/President

Murray Coulter

Directors

Allan Barrett, Mark Berge, Ross Butler (Vice-Chair), Ron Clarke, David Jack, John West, Jane Wrightson

Staff

Mike Byrne Chief Executive

Jan Cameron General Manager Performance & Pathways

Thomas Ansorg High Performance Coach - ITC

Byron Thomas Performance & Pathways Manager

Philip Rush Open Water PM

Trevor Nicholls Youth and Age Group PM

Arjun Haszard Coaching Development Manager

Lisa Conroy Performance & Pathways Support Manager

Mark O'Connor General Manager Business Support

Tania Black Membership & Club Development Manager

Libby Peckham Events Manager

Marge Hocken Administration Support

Karen Woolley Finance Officer

Veronica Garrett General Manager Stakeholder Services

Gillian Candy Regional Learn to Swim Development Manager (Upper NI) – start date August 2009

Belinda Galley Regional Learn to Swim Development Manager (Lower NI/Upper SI)

Erin Luce Regional Learn to Swim Development Manager (Central NI)

Chris Morgan Regional Learn to Swim Development Manager (SI)



Technical Advisory Committee

Members

Jo Davidson (Chair), Ross Bragg, Dave Beattie, Bill Matson, Lesley Huckins, Lyn Sutherland

Key Activities

- Developed SNZ officials' guide
- Open Water Officials' Clinic run by Australian lecturer Bill Ford
- Assessment of officials at national competitions via the Officials' Assessment System

Awards' Committee

Members

John Mace (Chair), Noel Smith, Enid Wordsworth QSM, Daphne Loader, Ruth Van Welie

Key Activities

- To receive and consider all nominations for SNZ awards.
- To make recommendations to the SNZ AGM on nominations received for any Life Member, Service and Honours Awards.

FINA List Officials

Referees

List 13 Liz Agnew, Chris Groothoff, Lesley Huckins

List 14 Joanne Davidson, John West

List 15 Lyn Sutherland, Esther Price, Ron Clarke

OWS 6 Lesley Mackenzie, John West

OWS 8 Ann Benseman, Brent Singer, John West

Masters 7 Ross Bragg, Lyall Mortimer, John West

Masters 8 John Overwater

International Officials

XXIX Olympic games - Beijing, China, 8-24 August 2008

Lesley Huckins

Trans-Tasman Tri-series, Australia, 6-12 July 2008

Matt Meehan, Dave Beattie

FINA Representation

Bill Matson Vice President, FINA Bureau

David Gerrard Vice President, FINA Sport Medicine Committee

Murray Coulter Executive Committee Member, Oceania Swimming Association



Ron Shakespeare was awarded the Lifetime Achievement Award at the 2009 Halberg Awards

Wellington Sports Awards Honoured

Bill Matson – Lifetime Contribution Award
Gareth Kean – ASB Emerging Sportsperson of the Year
Meda McKenzie – Sports Legend of Wellington

SNZ Life Membership

- Bert Cotterill

SNZ Honours Awards

- Sandra Burrow (Auckland)
- Lesley Mackenzie (Bay of Plenty)

SNZ Service Awards

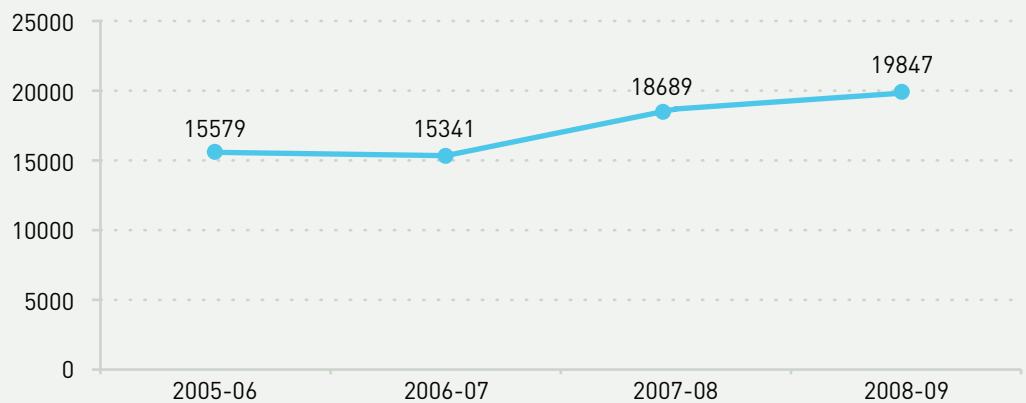
- Ian Burrow (Auckland)
- Jo Draisey (Auckland)
- Andy Harper (Auckland)
- Gwen Ryan (Auckland)
- Lyn Wati (Auckland)
- Tracey Farmer (Manawatu)
- Deidre Papps (Wellington)



Swimming New Zealand would like to acknowledge its regional and club administrators who did an outstanding job getting their members' details into the database by 30 June 2009. This is the first time our sport has had a national database and this allows us to communicate more regularly and easily with you, which is incredibly important.

It is pleasing to see membership has grown again this year. This is another indication of the efforts our regions and clubs are putting into our wonderful sport.

Total membership from 2005-2009



Membership Report

1 July 2008 to 30 June 2009

Region	2008/9 Members	2008/9 Clubs	Administrator	Club Swimmer	Coach	Comp Swimmer	Learn to Swim	Technical Official
Northland	1129	15	96	239	30	298	3	133
Auckland	1642	17	17	201	17	1243	0	164
Counties Manukau	1207	7	35	509	34	429	2	198
Waikato	2179	25	126	932	53	484	491	93
Bay of Plenty	1725	13	76	725	48	379	305	192
Taranaki	1242	9	24	248	50	166	645	109
Hawke's Bay Poverty Bay	790	7	2	220	12	461	27	68
Wanganui	92	3	0	33	0	59	0	0
Manawatu	758	11	35	266	25	207	144	81
Wairarapa	445	5	36	294	3	88	3	21
Wellington	2302	12	41	1107	22	637	214	281
Nelson Marlborough	595	9	40	295	9	140	79	32
Canterbury West Coast	1528	15	183	571	44	522	107	101
Eastern Districts	696	8	34	336	31	174	76	45
Otago	1678	14	69	1038	77	303	82	109
Southland	1629	12	34	711	86	234	537	27
Sub-total	19637	-	-	-	-	-	-	-
NZSCAT	210	-	-	-	-	-	-	-
TOTAL	19847	182	848	7725	541	5824	3045	1654

AUDIT REPORT

To the Members of Swimming New Zealand Incorporated.

We have audited the financial report on pages 12-17. The financial report provides information about the past financial performance of Swimming New Zealand Incorporated and its financial position as at 30 June 2009. This information is stated in accordance with the accounting policies set out on page 15.

Board's Responsibilities

The Board is responsible for the preparation of the financial report which complies with generally accepted accounting practice in New Zealand and gives a true and fair view of the financial position of Swimming New Zealand Incorporated as at 30 June 2009 and of its financial performance for the year ended on that date.

Auditor's Responsibilities

It is our responsibility to express an independent opinion on the financial report presented by the Board and report our opinion to you.

Basis of Opinion

An audit includes examining, on a test basis, evidence relevant to the amounts and disclosures in the financial report. It also includes assessing:

- The significant estimates and judgements made by the Board in the preparation of the financial report, and
- Whether the accounting policies are appropriate to Swimming New Zealand Incorporated's circumstances, consistently applied and adequately disclosed.

We conducted our audit in accordance with generally accepted auditing standards in New Zealand. We planned and performed our audit so as to obtain all the information and explanations which we considered necessary in order to provide us with sufficient evidence to give reasonable assurance that the financial report is free from material misstatements, whether caused by fraud or error. In forming our opinion, we also evaluated the overall adequacy of the presentation of information in the financial report.

Other than in our capacity as auditors, we have no relationship with or interest in Swimming New Zealand Incorporated.


Unqualified Opinion

We have obtained all the information and explanations we have required.

In our opinion:

- Proper accounting records have been kept by Swimming New Zealand Incorporated as far as appears from our examination of those records; and
- The financial report on pages 12-17.
 - complies with generally accepted accounting practice in New Zealand;
 - gives a true and fair view of the financial position of Swimming New Zealand Incorporated as at 30 June 2009 and its financial performance for the year ended on that date.

Our audit was completed on 14 August 2009 and our unqualified opinion is expressed as at that date.



Accountants Plus
Chartered Accountants
Lower Hutt, New Zealand

Swimming New Zealand Incorporated

Statement of Financial Performance

for the year ended 30th June 2009

	Note	2009 \$	2008 \$
Revenue			
Affiliation Membership Fees		238,968	245,863
Event Entry Fees		190,101	196,205
Other Grant Funding		354,645	433,496
Interest Received		15,509	7,335
Merchandise Sales		42,068	47,477
Rewards Incentive Scheme		30,326	31,876
Programme Fees		220,996	275,964
SPARC Grant Funding	6	1,979,010	1,870,747
Sponsorship	7	22,680	112,544
User Pays		282,452	179,530
Water Safety New Zealand Grant Funding		229,800	205,194
Total Income		3,606,555	3,606,231
Less Expenses			
Accountancy Fees		17,528	21,412
Administration		569,326	475,939
Audit Fees		9,450	10,800
Consultation/Communication/Marketing		53,414	37,643
Depreciation	4	18,027	23,444
Events		260,063	313,955
Education		495,239	558,866
Governance		36,026	27,295
High Performance Athlete/Coach Support		493,849	266,338
High Performance International Team		442,156	682,333
High Performance Programmes/Other		356,055	449,744
Legal Expenses		3,128	4,047
Loss on Sale of Fixed Assets		-	2,505
Motor Vehicle Lease		35,091	35,900
Other Expenses		16,675	-
PEGS/PM Scholarship Expenses		275,926	294,685
Rent Expense		105,226	51,684
Rewards Incentive Scheme		103,340	116,391
Special Projects		45,343	-
Total Expenses		3,335,862	3,372,981
NET SURPLUS		270,693	233,250

NOTE: This Statement is to be read in conjunction with the Notes to the Financial Statements.



Swimming New Zealand Incorporated
Statement of Movements in Equity
 for the year ended 30th June 2009

	Note	2009 \$	2008 \$
Equity at start of the year		6,622	(226,628)
Net Surplus for the Year		270,693	233,250
Total recognised revenues & expenses		270,693	233,250
EQUITY AT END OF YEAR		\$277,315	\$6,622

NOTE: This Statement is to be read in conjunction with the Notes to the Financial Statements.

Swimming New Zealand Incorporated

Statement of Financial Position

As at 30th June 2009

	Note	2009 \$	2008 \$
Current assets			
BNZ Cheque Account - 00		168,548	171,182
BNZ Imprest Account - 02		18,728	-
BNZ Term Deposits		654,190	304,730
Accounts Receivable		109,017	261,480
Prepayments		194,419	73,208
Accrued Interest		522	-
Stock on Hand		51,724	73,581
Total Current Assets		1,197,148	884,181
Non-current assets			
Fixed Assets	4	47,193	39,404
TOTAL ASSETS		1,244,341	923,585
Current liabilities			
GST Due for Payment		67,255	15,340
Accounts Payable	5	332,165	662,432
Revenue Received in Advance	8	567,606	239,191
Total Current Liabilities		967,026	916,963
TOTAL LIABILITIES		967,026	916,963
NET ASSETS		\$277,315	\$6,622
Represented by			
Equity			
Retained Earnings		277,315	6,622
TOTAL EQUITY		\$277,315	\$6,622

For and on behalf of the Board:



Chairman
Murray Coulter



Chief Executive Officer
Mike Byrne

NOTE: This Statement is to be read in conjunction with the Notes to the Financial Statements.

Swimming New Zealand Incorporated

Notes to the Financial Statements

for the year ended 30th June 2009

1. Statement of Accounting Policies

Reporting Entity

These are the Financial Statements of Swimming New Zealand Incorporated (the 'Society'). The Society is an Incorporated Society registered under the Incorporated Societies Act 1908. The financial statements have been prepared in accordance with generally accepted accounting principles. The Society qualifies for differential reporting as it is not publically accountable and is not large as defined in the Framework for Differential Reporting issued by the New Zealand Institute of Chartered Accountants. The Society has taken advantage of all available differential reporting exemptions.

Measurement Base

The measurement base adopted is that of historical cost unless otherwise stated.

Specific Accounting Policies

In the preparation of these financial statements, the specific accounting policies are as follows:

a Grants Revenue

Grants are included in operating revenue when earned. If particular conditions are attached to a grant that would require it to be repaid if these conditions are not met, then the income received is recorded as a liability under Revenue Received in Advance to the extent of the conditions not yet met at the reporting date.

b Accounts Receivables

Accounts receivables are stated at their estimated realisable value. Bad debts are written off through the Statement of Financial Performance when they are no longer considered recoverable.

c Fixed Assets

Fixed assets are recognised at cost less accumulated depreciation. Depreciation has been calculated using rates permitted by the Income Tax Act 2007. Gains and losses on disposal of fixed assets are taken into account in determining the operating result for the year.

The depreciation rates adopted are:

Furniture & Fittings	12 - 25%	diminishing value
Office Equipment	15 - 48%	diminishing value

d Goods & Services Tax (GST)

These financial statements have been prepared on a GST exclusive basis with the exception of Accounts Receivable and Trade Creditors which are shown inclusive of GST.

e Inventories

Inventories are stated at the lower of cost and net realisable value. Cost is determined using the first-in, first-out (FIFO) method.

f Income Tax

The Society is approved as an amateur sports promoter and is therefore exempt from income tax under the Income Tax Act 1997.

g Employee Entitlements

Provision is made in respect of the liability for holiday pay. Holiday pay owing to employees at the reporting date has been calculated on an actual entitlement basis at current rates of pay.

h Comparative Figures

The comparative figures shown in the financial statements relate to a period of 12 months. Where appropriate, the comparative figures have been restated in order to conform with this year's presentation.

i Changes in Accounting Policies

There were no changes in accounting policies during the year. All policies have been applied on a consistent basis with those used in previous years.

2. Contingent Liabilities

There were no known contingent liabilities as at 30 June 2009 (2008: \$nil). The Society has not granted any securities in respect of liabilities payable by any other party whatsoever.

3. Related Parties

Other than as disclosed elsewhere in these financial statements, there were no related party transactions during the year ended 30 June 2009 (2008: \$nil).

4. Fixed Assets

	2009 \$	2008 \$
Furniture and Fittings		
At cost	59,234	33,811
Less accumulated depreciation	(24,704)	(17,385)
	34,530	16,426
Office Equipment		
At cost	118,186	120,309
Less accumulated depreciation	(105,523)	(97,331)
	12,663	22,978
TOTAL	\$47,193	\$39,404
Depreciation Expense		
Furniture and Fittings	7,321	5,010
Office Equipment	10,706	18,434
Total Depreciation Expense	18,027	23,444

5. Accounts Payable

	2009 \$	2008 \$
Trade Creditors	224,151	543,147
Accrued Expenses	34,624	39,312
Provision for Holiday Pay	73,390	79,973
Total	332,165	662,432

6. Sparc Grant Funding

	2009 \$	2008 \$
General	46,851	143,149
High Performance	1,506,233	1,333,124
Sport/Coach Development	150,000	101,250
PEGS/PM Scholarships	275,926	293,224
Total	1,979,010	1,870,747

7. Sponsorship

	2009	2008
	\$	\$
Arena International	20,000	15,000
Absolute Insurance	-	78,022
New Zealand Racing Board	2,680	-
Other	-	19,522
Total	22,680	112,544

8. Revenue Received In Advance

	2009	2008
	\$	\$
SPARC Funding	325,000	131,851
PM Scholarships	48,055	94,984
Gaming Trusts	106,628	-
Other	87,923	12,356
Total	567,606	239,191

9. Commitments

The Society had the following motor vehicle operating lease commitments as at the reporting date:

	2009	2008
	\$	\$
Current	35,764	18,083
Non-Current	59,020	622
Total	94,784	18,705

The Society had no commitments for capital expenditure as of 30 June 2009 (2008: nil).



200 age group and youth swimmers attended SNZ camps throughout New Zealand

Daniel Bell voted male swimmer of FINA World Youth Championships winning three of New Zealand's five gold medals

Second best ever result at Trans-Tasman competition

- Sports science introduced to camps and provided by the NZAS North Island
- Parents information presentations undertaken at New Zealand Age Group Championships
- A series of informative regional presentations conducted
- A closer working relationship with NZSCAT developed



New Performance Plan for London Olympics completed and SPARC confirmed as key partner through to London.

Congratulations to Moss Burmester (4th at Olympics) and to the mens 4x100 relay team (5th at Olympics)

Agreed new carding, PEGs and PM Scholarship protocols with SPARC

- Identified coaching ranking and pathways procedures
- Established/reformed selection procedures for international teams and competitions
- Developed pathways for swimmers 13-14, 15-17, 18-19 years and senior development
- Employed master coach Don Talbot to increase coaches' development with focus on the South Island
- Relay Camps introduced towards National Relay Development Plan
- Commenced visits to SNZ regions to establish relationships, assess standards and capabilities and build plans to move forward in partnerships
- Collaboration with NZSCAT to maximise coach education and development opportunities
- Created swimmer and coach support systems
- Regular communication with partners SPARC, NZAS and MISH to foster performance
- Attendance at Australian coaches conference, plus NZSCAT and SPARC conferences



26

NZ Open records broken at national competitions

91

NZ Age Group records broken at national competitions

1848 people attended SNZ National Competitions

- Inclusion of 10km New Zealand Open Water Championship
- Secured Perry Foundation as a major sponsor of national events
- Elizabeth Coster, Dean Kent and Helen Norfolk retirement announcement and presentation at the 2008 NZ Summer Champs
- SKY highlights package of World Championship Trials
- Successful review of SNZ's national competitions

Inset top: Left - Matthew Glassford, Glenn Snyders, Dean Kent
Inset bottom: Left - Helen Norfolk, Dean Kent, Elizabeth Coster



An estimated 100,000 children in New Zealand received learn to swim tuition from SNZ trained learn to swim instructors

929

Learn to Swim teachers trained through Assistant Swim Teacher Award (ASTA)

Key partnerships developed with Otago and Canterbury sports trusts to provide access to learn to swim for primary school children

- Over 1000 school teachers trained
- Early Childhood Swim Teacher Manual redeveloped
- Subsidised swim teaching courses through Water Safety New Zealand and Southern Trust
- Partnership with WSNZ strengthened
- Review of Swimstart programme underway



6

medals at the Beijing
2008 Paralympic Games

2

world records at the Beijing
2008 Paralympic Games

SNZ is proud to support PNZ in their development of swimming for Athletes with disabilities

- 4 gold medals, 2 silver medals and 2 world records at the Beijing 2008 Paralympic Games
 - Sophie Pascoe** 3 Gold, 1 Silver, 1 World Record
 - Cameron Leslie** 1 Gold, 1 World Record
 - Daniel Sharp** 1 Silver
- NZ Disabled Championships held in conjunction with the NZ Age Group Championships
- **Sophie Pascoe** breaks world records



SNZ teams performed with distinction overseas during 2008 / 2009

Other highlights from national teams calendar included:

- Alannah Jury was the first NZ female open water swimmer to qualify for the world championships in Rome
- Men's medley relay team become the first NZ relay team to make an Olympic final
- Starn Simpson breaks the 50 breast Trans-Tasman championship record in 28.72



4200

people participated in
Sovereign Ocean Swim events
in 5 locations during 2008-9

SNZ partnered with Sovereign Ocean Swim series to help grow participation in recreational swimming

- Partnership formed with Flight Centre to establish a new recreational swimming event (EPIC Swim) in January 2010
- North Shore Swimming Club inaugural winner of Sovereign Ocean Swim Series SNZ Top Club competition



The first swimming club was the Christchurch Amateur Swim Club, which was formed on 11 October 1880


Did you know that...

- The first national championships for men were held in 1890; women had to wait until 1912 for their first national championship
- The first night meeting was held on 20 January 1892; the baths were illuminated by kerosene and Chinese lanterns
- The NZ Amateur Swimming Association was formerly constituted in January 1890
- The first overseas visitors were the New South Wales swim team in January 1894 and 5000 spectators watched them swim at the Calliope Dock in Auckland
- In 1990 New Zealand joined FINA, when FINA was only two years old
- The first attempt to swim Cook Strait was by R G Webster in 1928
- Cook Strait was finally conquered in November 1960 by Barry Davenport in 11 hours 19 minutes

And did you know that...

- Mark Weldon (NZX) won the 50m Free, was second in the 100 Fly at the 1989 NZ National Champs and was picked for the Commonwealth Games squad
- Kirk Torrance (Outrageous Fortune) swam for New Zealand at the 1986 Edinburgh and 1990 Auckland Commonwealth Games, and won the 50 and 100 Backstroke at the 1989 NZ National Champs

Main image: Last club night at Greymouth War Memorial Baths, which closed this year after 80 years



Swimming New Zealand
PO Box 38346, Wellington

P 04 560 0345

F 04 560 0400

E info@swimmingnz.org.nz

www.swimmingnz.org.nz